



SNAPCOMP

PC ASSEMBLY FOR ALL


PROBLEM

Most people don't know how to build, maintain, and fix computers.

Calling tech support can be frustrating and time-consuming. Taking a moment to learn how computers work can save you time and money in the future.

All-in-one computers look like the complete package, but they're really a closed package with limited upgradability. They're also difficult to repair outside of the service center.

If you build your own computer, you know every part that's in it and can tailor it to fit your needs. It can last a good 7-10 years until performance upgrades may be necessary.




SOLUTION

A website with guides to buying parts and building computers. Users and staff can help keep the site information updated with new product releases. They can also post suggested builds to share with the Snapcomp community.

Not only will it be easier to find parts, but buy them as well. Users will be able to buy the lowest priced parts through Snapcomp from major online retailers.

The goal is to create a more user-friendly way to buy computer parts online, for first-time PC builders, while also benefitting experienced PC enthusiasts.

Building your own computer has never been easier.



COMPETITORS

While PC-building communities exist on websites such as Tom's Hardware, they don't provide a place to choose and buy parts for computers.

Online retailers such as TigerDirect and Newegg have a great selection of parts but don't provide any guidance on what is necessary to build a PC.

With Snapcomp, you get the best of tech support and retail.



LOGO / DRAFTS

SNAP
COMP SNAP
COMP

SNAP
COMP SNAP
COMP SNAP
COMP

SNAPCOMP
SNAPCOMP

SNAPCOMP

SNAP
COMP

SNAP
COMP

SNAP
COMP

SNAP
COMP

SNAPCOMP

SNAPCOMP

SNAPCOMP

SNAP
COMP

SNAPCOMP

SNAP
COMP

SNAP
COMP

SNAPCOMP

SNAPCOMP

SNAPCOMP

SNAPCOMP

SNAPCOMP

SNAPCOMP

SNAPCOMP

SNAPCOMP

SNAPCOMP

SNAPCOMP

SNAPCOMP

SNAPCOMP

SNAPCOMP

SNAPCOMP

SNAPCOMP

SNAPCOMP

SNAPCOMP

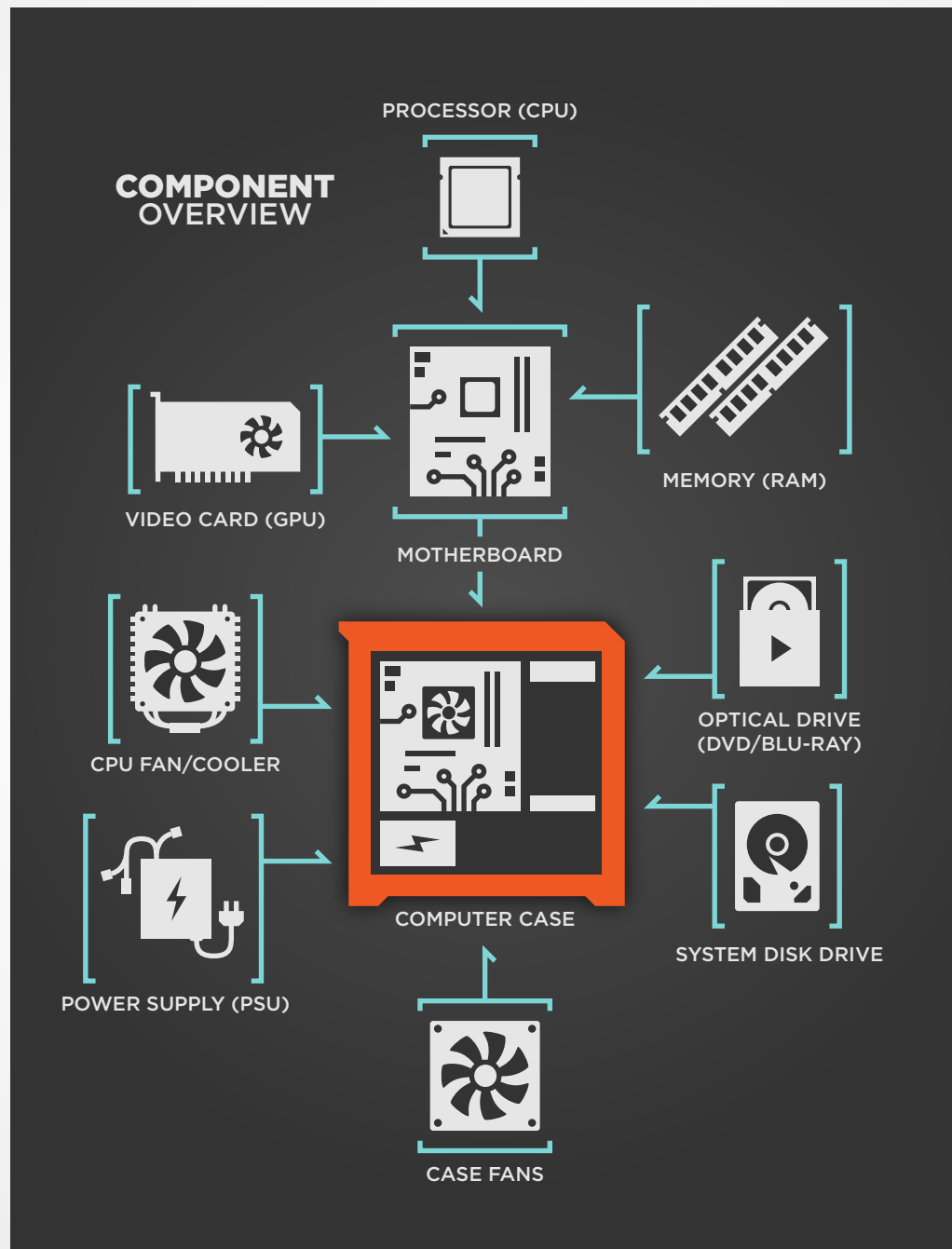
SNAPCOMP

SNAPCOMP

The logo features the text "ESNAPCOMP" in a bold, sans-serif font. The "E" is stylized with a gear-like shape inside it. The letters "S", "N", "A", and "P" are orange, while "C", "O", "M", and "P" are teal. The letters are closely spaced and have a slight shadow effect.

ESNAPCOMP

INFOGRAPHIC



SITE MAP



GUIDES

- Safety*
- Choosing Parts*
- Assembly Guide*
- Build Checklist App*

BUILD

- Select Parts*
- Save and share computer builds*
- View users' builds*
- Buy all parts through Snapcomp, from major online retailers*

COMMUNITY

- Discussion forums for assembly help*
- Troubleshooting*
- News Articles*

ACCOUNT

- Register/Login*
- View saved builds*
- Forum Profile*
- Shipping/Billing Info*

PERSONA 01 / CLAY TILLMAN

AGE 27

OCCUPATION Photographer

DEVICES MacBook Pro, iPhone 5, Playstation 3

TECH SKILL LEVEL Moderate - Knows the ins and outs of Mac OS and iOS

SCENARIO Wants to build a more powerful platform for photo editing and gaming

ACCOUNT

Register and create profile

GUIDES

Gain knowledge
Download app

COMMUNITY

Consult experienced users

BUILD

Choose and buy parts

BUILD CHECKLIST APP

Follow guide
Start building

WEBSITE DESIGN / DRAFTS

SNAPCOMP BUILD GUIDES PARTS LOGIN



NEWS COMMUNITY ABOUT

t f

SNAPCOMP BUILD GUIDES PARTS LOGIN

CHOOSE PARTS 1 2 3 4 5 6 7 8 9 10

CASE

- Full

MODEL	BRAND	SIZE
CM-690 II Advanced	Coolermaster	Full
CM-690 II Advanced	Coolermaster	Full
CM-690 II Advanced	Coolermaster	Full
- Mid
- Mini

BUILD NAME:

CASE: 3

CASE FANS:

MOTHERBOARD:

PROCESSOR:

CPU COOLER:

MEMORY:

VIDEO CARD: 1

POWER SUPPLY:

SYSTEM DRIVE: 1

OPTICAL DRIVE: 1

OS:

t f

SNAPCOMP BUILD GUIDES PARTS LOGIN

GUIDES RECOMMENDED EASY ADVANCED EXPERT

TOOLS & SAFETY by SNAPCOMP 10/23/12

~PREVIEW IMAGE~

Bacon ipsum dolor sit amet commodo dolore labore exercitation salami aliquip reprehenderit spare ribs adipisicing beef ribs aliqua pariatur elit pastrami tail. Filet mignon esse ham hock, chicken in drumstick, biltong, incididunt ball tip fugiat nulla labore. Boudin enim est shank dolor...

EASY 5 STEPS

CHOOSING PARTS by SNAPCOMP 10/23/12

PC ASSEMBLY by SNAPCOMP 10/23/12

SEARCH GUIDES

UPDATED	NAME	LEVEL
10/23/12	Tools & Safety	■ ■ ■
10/23/12	Tools & Safety	■ ■ ■
10/23/12	Tools & Safety	■ ■ ■
10/23/12	Tools & Safety	■ ■ ■
10/23/12	Tools & Safety	■ ■ ■
10/23/12	Tools & Safety	■ ■ ■
10/23/12	Tools & Safety	■ ■ ■
10/23/12	Tools & Safety	■ ■ ■
10/23/12	Tools & Safety	■ ■ ■
10/23/12	Tools & Safety	■ ■ ■

t f

WEBSITE DESIGN / DRAFTS

SNAPCOMP **BUILD** GUIDES PARTS LOGIN

CHOOSE PARTS

CASE

Full	BRAND	SIZE
MODEL	Coolermaster	Full
CM-690 II Advanced	Coolermaster	Full
CM-690 II Advanced	Coolermaster	Full
CM-690 II Advanced	Coolermaster	Full

▶ Mid

▶ Mini

BUILD NAME: Chimera

CASE: CM-690 II Advanced

CASE FANS: CM 92mm

MOTHERBOARD: EVGA P55 SLI

PROCESSOR: Intel Core i7 2.93GHz

CPU COOLER: CM H60

MEMORY: Corsair 4x2GB

VIDEO CARD: EVGA GTX 580

POWER SUPPLY: Corsair 850W

SYSTEM DRIVE: WD 1TB HDD

OPTICAL DRIVE: HP DVD/RW

OS: Windows 8 x64

t f

SNAPCOMP **BUILD** GUIDES COMMUNITY LOGIN

CHOOSE PARTS

CASE

FILTERS: BRAND SIZE PRICE SORT BY: MOST POPULAR

MODEL: CM-690 II Advanced BRAND: Cooler Master SIZE: Mid(ATX) PRICE: \$59.99	MODEL: Level 10 GT BRAND: Thermaltake SIZE: Full(ATX) PRICE: \$199.99	MODEL: ULT40278 XT BRAND: Ultra SIZE: Micro (mATX) PRICE: \$59.99	MODEL: HAF 932 Advanced BRAND: Cooler Master SIZE: Full(ATX) PRICE: \$149.99
MODEL: CM-690 II Advanced BRAND: Cooler Master SIZE: Mid(ATX) PRICE: \$59.99	MODEL: Level 10 GT BRAND: Thermaltake SIZE: Full(ATX) PRICE: \$199.99	MODEL: ULT40278 XT BRAND: Ultra SIZE: Micro (mATX) PRICE: \$59.99	MODEL: HAF 932 Advanced BRAND: Cooler Master SIZE: Full(ATX) PRICE: \$149.99

BUILD NAME: Chimera

CASE: CM-690 II Advanced

CASE FANS: CM 92mm

MOTHERBOARD: EVGA P55 SLI

PROCESSOR: Intel Core i7 2.93GHz

CPU COOLER: CM H60

MEMORY: Corsair 4x2GB

VIDEO CARD: EVGA GTX 580

POWER SUPPLY: Corsair 850W

SYSTEM DRIVE: WD 1TB HDD

OPTICAL DRIVE: HP DVD/RW

OS: Windows 8 x64

SAVE SHARE

t f



BUILD YOUR OWN PC IN 10 EASY STEPS

NEWS

- + Assembly Guide Updated
- ☰ NVIDIA GTX 560 vs ATI
- ☰ Best SSD for the money
- + Tools & Safety Updated
- ☰ NVIDIA GTX 560 vs ATI

COMMUNITY

- 🗨 Best video card under \$200?
- 🗨 CPU: Intel or AMD?
- 🗨 Best CPU under \$150?
- 🗨 SSD or HDD?

ABOUT

Ever wanted to build and maintain your own PC? SNAPCOMP provides you with all the know-how in our simple guides and knowledgeable community. Get started today!



CHOOSE PARTS



CASE

1 — 2 — 3 — 4 — 5 — 6 — 7 — 8 — 9 — 10

CASE

The case will house the contents of your computer. The size of the case determines the motherboard size and may limit your video card choices. Larger cases allow more airflow, and will generally run cooler.

FILTERS









BRAND ▾

SIZE ▾

PRICE ▾

SORT BY

MOST POPULAR ▾

- | | | | |
|---|--|--|---|
|  <p>CM-690 II Advanced
Cooler Master
Mid (ATX)
\$59.99</p> |  <p>Level 10 GT
Thermaltake
Full (ATX)
\$199.99</p> |  <p>ULT40278 XT
Ultra
Micro (mATX)
\$59.99</p> |  <p>HAF 932 Advanced
Cooler Master
Full (ATX)
\$149.99</p> |
|  <p>CM-690 II Advanced
Cooler Master
Mid (ATX)
\$59.99</p> |  <p>Level 10 GT
Thermaltake
Full (ATX)
\$199.99</p> |  <p>ULT40278 XT
Ultra
Micro (mATX)
\$59.99</p> |  <p>HAF 932 Advanced
Cooler Master
Full (ATX)
\$149.99</p> |

SUMMARY

TOTAL **\$59.99**

BUILD NAME **Chimera**

CASE **CM-690 II Advanced**

CASE FANS **CM 92mm** 3

MOTHERBOARD **EVGA P55 SLI**

PROCESSOR **Intel Core i7 2.93GHz**

CPU COOLER **CM H60**

MEMORY **Corsair 4x2GB**

VIDEO CARD **EVGA GTX 580** 1

POWER SUPPLY **Corsair 850W**

SYSTEM DRIVE **WD 1TB HDD** 1

OPTICAL DRIVE **HP DVD/RW** 1

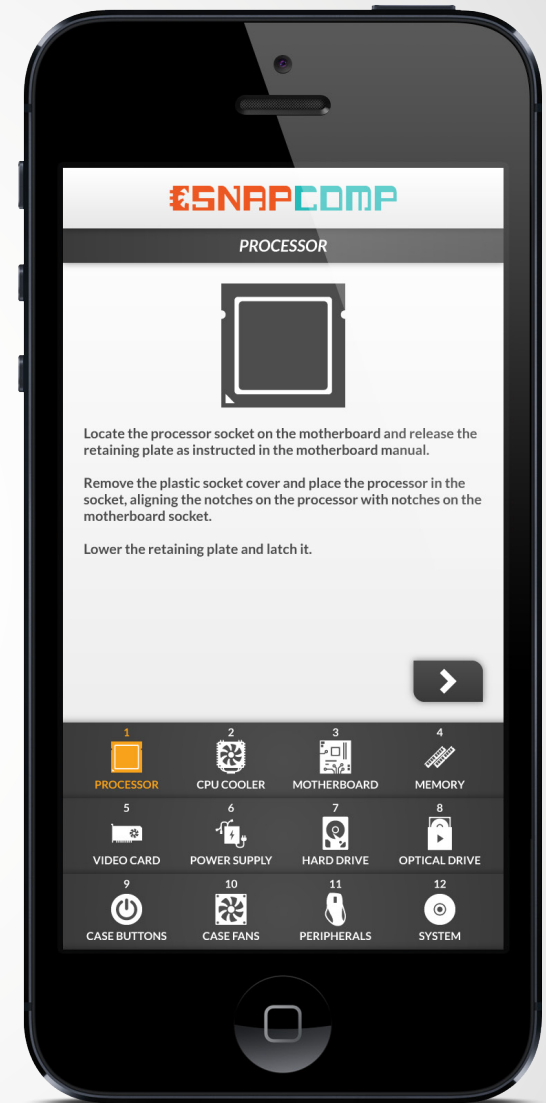
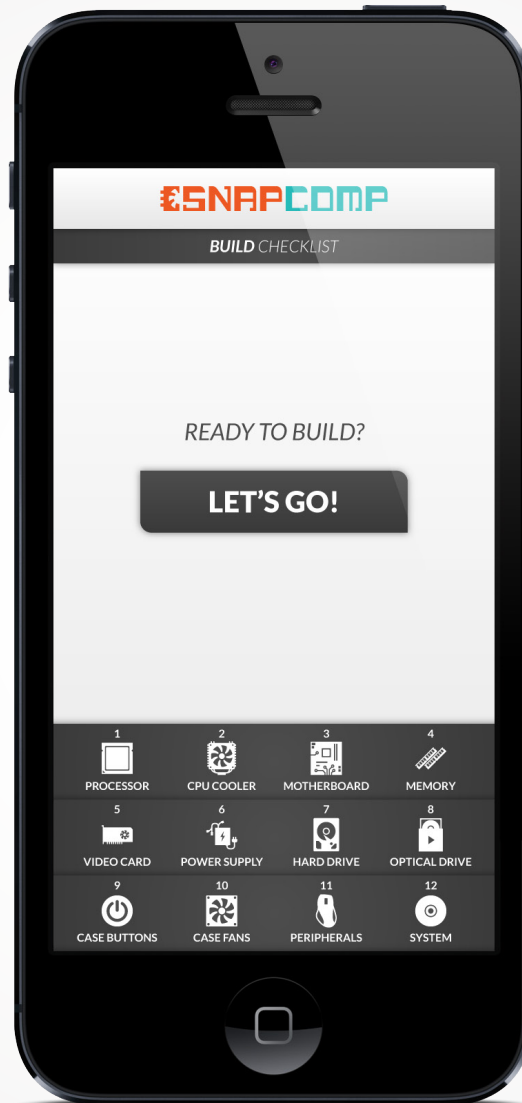

OS **Windows 8 x64**

SAVE

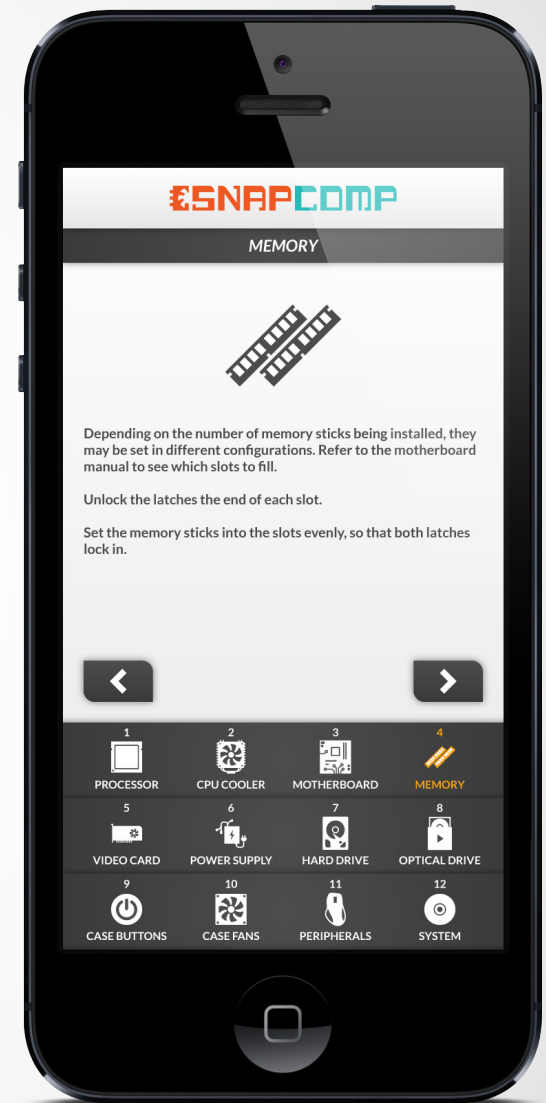
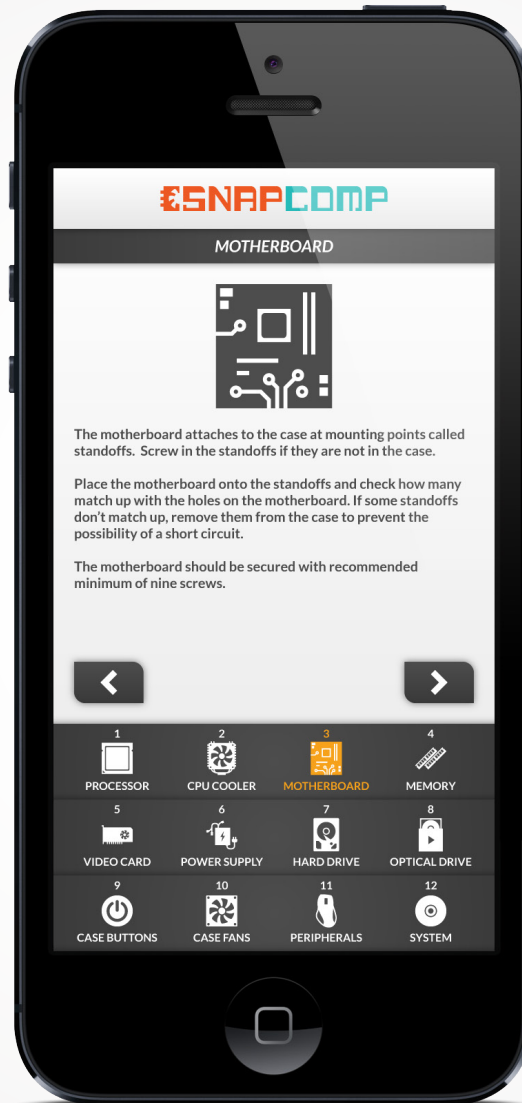
SHARE



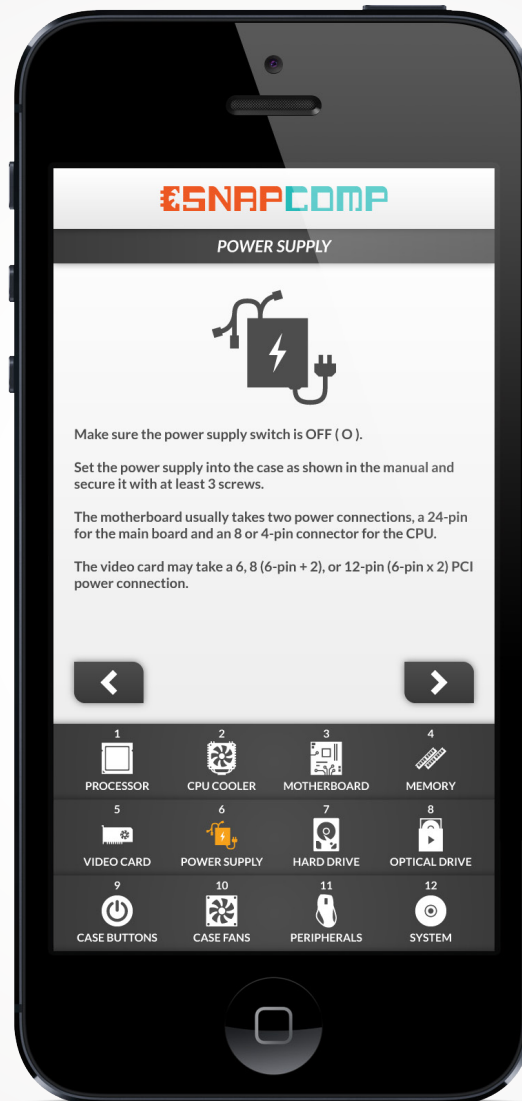
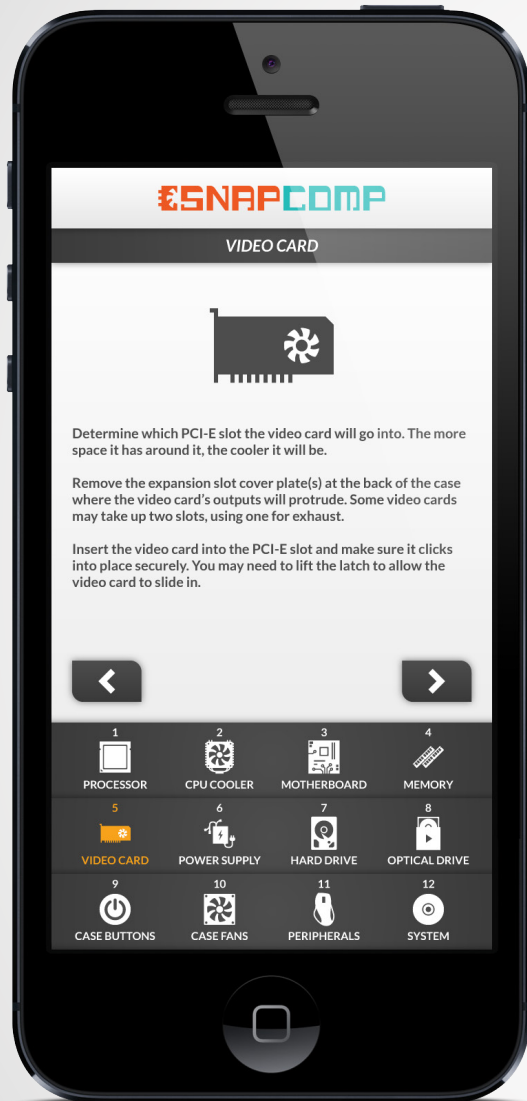
MOBILE APP DESIGN / BUILD CHECKLIST



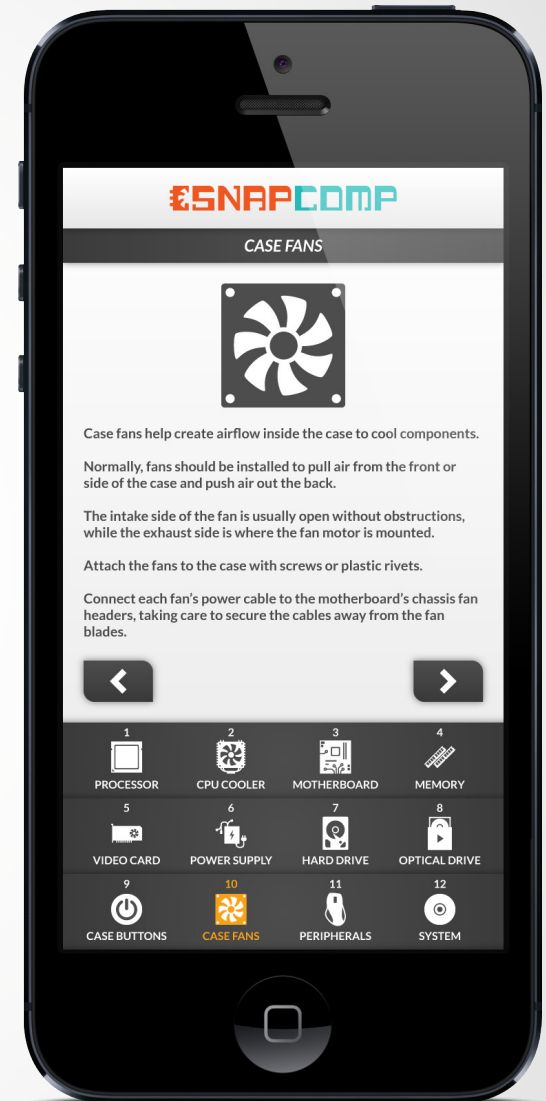
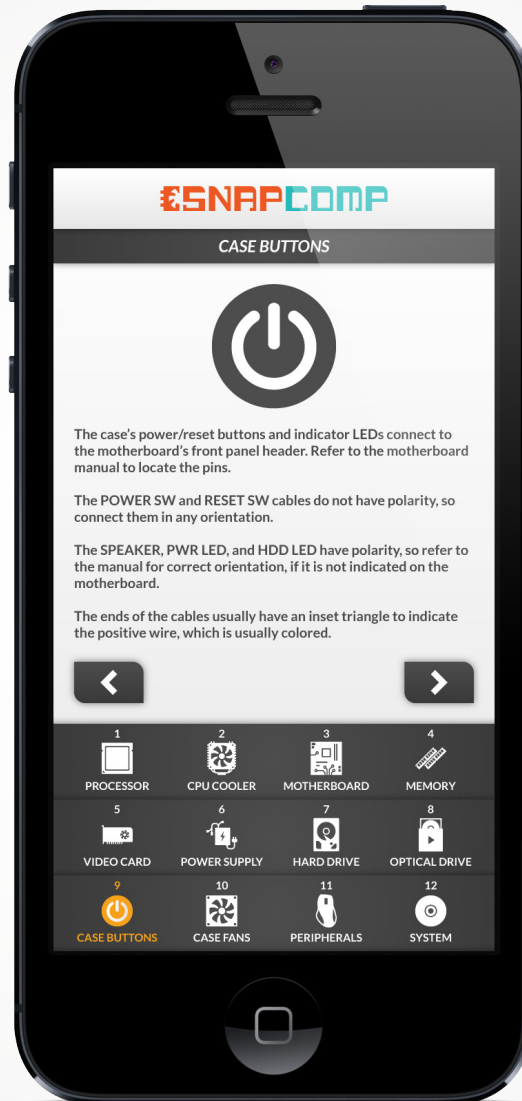
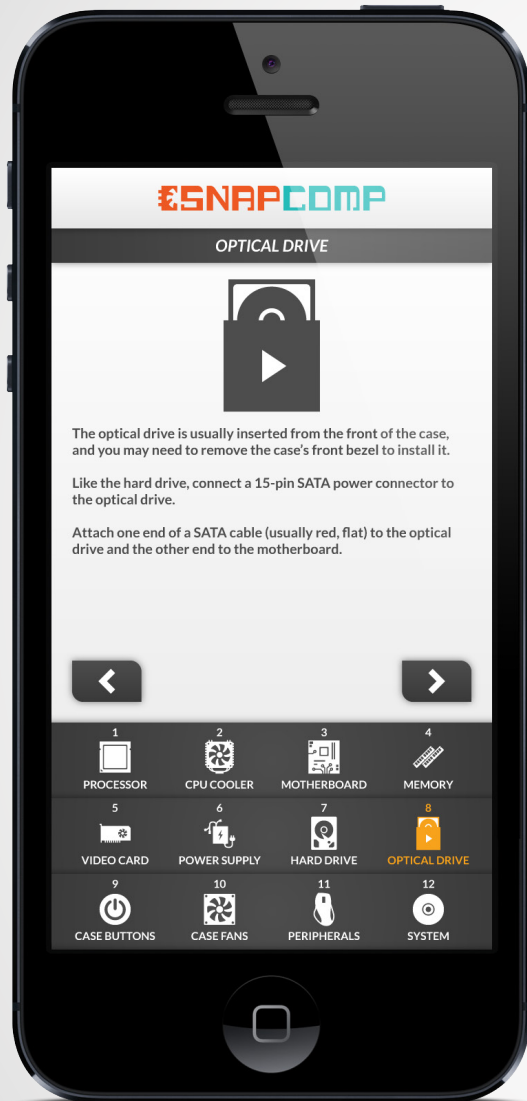
MOBILE APP DESIGN / BUILD CHECKLIST



MOBILE APP DESIGN / BUILD CHECKLIST



MOBILE APP DESIGN / BUILD CHECKLIST



MOBILE APP DESIGN / BUILD CHECKLIST

